

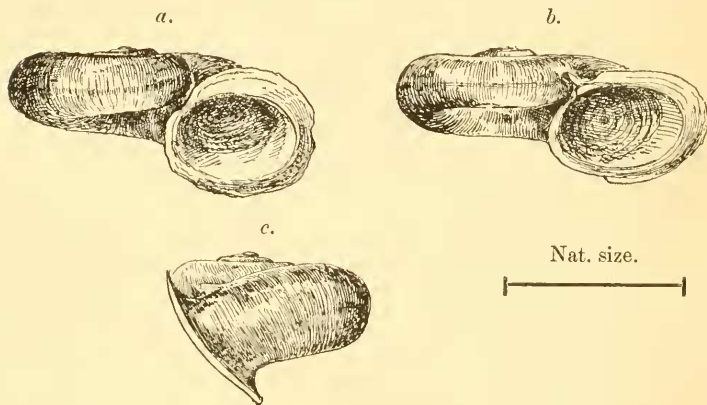
VII.—On a supposed new Species of *Rhiostoma* from Borneo, and Notices of Two other Species of Shells from Palawan. By Lieut.-Col. H. H. GODWIN-AUSTEN, F.R.S. &c.

THE *Rhiostoma* I now describe was collected by Mr. Boxall and was sent by him to Dr. Hungerford, who asked me to describe and name it after its discoverer; but I received it too late to bring into my paper on Bornean shells published in the Proc. Zool. Soc., June 1889, p. 332.

*Rhiostoma Boxalli*, sp. n. (Fig. 1, a, b, c.)

*Loc.* Near Kina Balu (*Boxall*). In Coll. Dr. Hungerford. Shell discoid, widely and perspectively umbilicated; sculpture smooth; colour dark madder-brown, with a few white splotches on the second and third whorls; spire scarcely raised above the last whorl, apex rounded; suture deep; whorls 4, round, rapidly increasing, the last separated for a

Fig. 1.



*Rhiostoma Boxalli*.

a. Specimen from Kina Balu; b, c. Ditto from Palawan.

short distance from the penultimate; the sutural tube short, horizontal; aperture oblique, circular; peristome double, the inner simple, the outer expanded at right angles to the body-whorl, and curved slightly backwards on the outer margin and with a slight nick near the sutural tube.

Size: maj. diam. 24.0, min. diam. 16.25, alt. axis 5.75 mm.

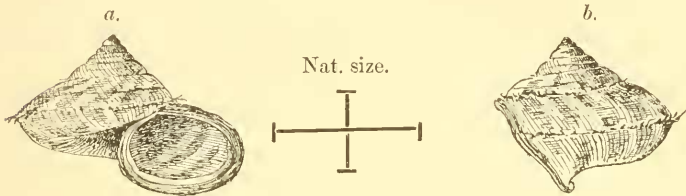
This species comes nearest to *R. iris*, G.-A. (described in the Proc. Zool. Soc., June 1889, p. 343), in the expanded peristome; the general form differs, it is not so turbanate or streaked with zigzag markings.

One specimen of this species occurred in a collection of land-shells sent to me by Mr. John Whitehead from the island of Palawan.

*Lagocheilus similis*, var., Edgar Smith. (Fig. 2, a, b.)

Among the shells collected by Mr. John Whitehead in Palawan and sent to me there are three specimens of what I

Fig. 2.



*Lagocheilus similis*, var., Edgar Smith.

take to be the above species, only much better grown. When in perfect preservation it is covered with a brown epidermis having well-displayed transverse, regular, fine liration and the periphery adorned with a strong hairy fringe.

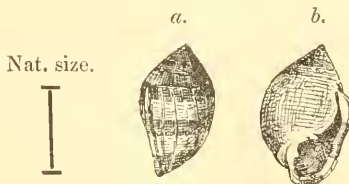
The largest specimen measures:—major diam. 18·75, minor 15·0, alt. axis 7·5 mm.

*Cassidula bicolor*, sp. n. (Fig. 3, a, b.)

Palawan. Collected by Mr. John Whitehead.

This is a smaller shell than *sulculosa*, Mouss., to which it is nearest as regards the form of the aperture, but it is not so strongly formed. The body-whorl is crossed by shallow

Fig. 3.



*Cassidula bicolor*.

longitudinal plications. The colour is a very dark sepia-brown, with two broad, parallel, very white bands, which extend to the outer margin of the peristome. I could find nothing like it in the British Museum collection.